

INVERTER CT COIL PORT

INVERTER GRID-TIE PORT

ESKOM MAINS

AUTOMATIC TRANSFER SWITCH



MANUAL



AUTO

NON-ESSENTIAL CHANGEOVER

AUTOMATIC TRANSFER SWITCH




MANUAL



AUTO

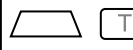
ESSENTIAL CHANGEOVER

MCB 2P 32A




UPS MAIN

EL 2P 32A



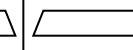
UPS E/L

MCB 2P 63A



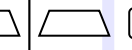
ESKOM MAINS

MCB 2P 32A



GRID-TIE

EL 2P 63A



ESKOM EL

MCB 1P 32A



STOVE

MCB 1P 20A



GEYSER

MCB 1P 20A



PLUGS KITCHEN

MCB 1P 20A



PLUGS GARAGE

MCB 1P 10A



LIGHTS

MCB 1P 20A



PLUGS BEDROOMS

MCB 1P 20A



NEUTRAL - EARTH BOND

NO A1



25A CONTACTOR

NO A2



1NO+1NC

EARTH BAR

MAINS E/L NEUTRAL BAR

NON-ESSENTIAL E/L NEUTRAL BAR

ESSENTIAL E/L NEUTRAL BAR

INVERTER LOAD/UPS PORT